

# Allianz Income and Growth - AM - USD

Fund for high-yield and convertible bonds and equities from the U.S. (with supplemental option strategy)

## Investment Objective

The fund mainly invests in a combination of equity instruments, high-yield and convertible bonds from issuers domiciled in the U.S.A. or Canada. The investment objective is to attain capital growth and regular income over the long term.

## Fund Manager

Justin Kass  
Michael Yee  
David Oberto  
Ethan Turner

## Performance

### Over 10 Years <sup>1</sup>



### Performance History (%) <sup>1</sup>

	YTD	1M	3M	1Y	3Y p.a.	5Y p.a.	10Y p.a.	S. Inc. p.a.	2014	2015	2016	2017	2018	2019	2020	2021	2022	2023
Fund	8.20	1.49	2.87	17.00	1.86	8.09	6.64	7.69	5.16	-3.38	8.96	12.55	-4.89	19.49	21.94	11.66	-19.70	17.32

Past performance does not predict future returns.

## Key Information

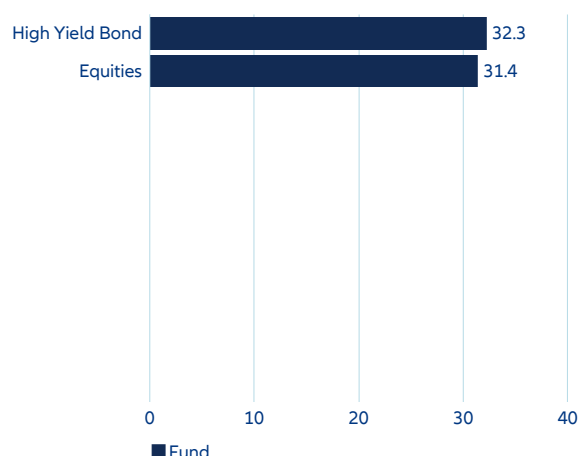
ISIN	LU0820561818
Bloomberg Ticker / Reuters Ticker	ALLIGAM LX / ALLIANZGI01
Benchmark	No Benchmark
EU SFDR Category	Article 6
Management company	Allianz Global Investors GmbH, Luxembourg
Investment manager	Voya Investment Management Co. LLC
Custodian bank	State Street Bank International GmbH - Luxembourg branch
Launch date	10/16/2012
Net assets <sup>2</sup>	50,106.62 mn. USD
Share class volume	26,095.61 mn. USD
Financial year end	9/30
Most recent Distribution / Annualized <sup>3</sup>	0.055 USD / 7.92%
Distribution frequency	monthly
Registered for sale in	AT, BH, BW, CH, CZ, DE, DK, ES, FI, FR, GB, GR, HK, IE, IT, KR, LU, MO, NL, NO, PL, PT, SE, SG, TW
Number of Holdings	425

## Risk/ Return Ratios <sup>1</sup>

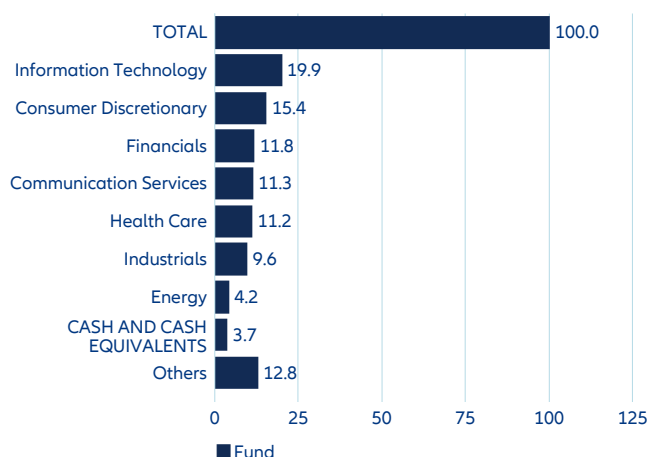
	3 Years	5 Years
Sharpe ratio <sup>4</sup>	-0.18	0.42
Standard Deviation (%) <sup>5</sup>	11.95	13.09

Portfolio Structure <sup>6</sup>

## Asset Allocation Breakdown (%)



## Equity weighting by sector (%)



## Fee Structure

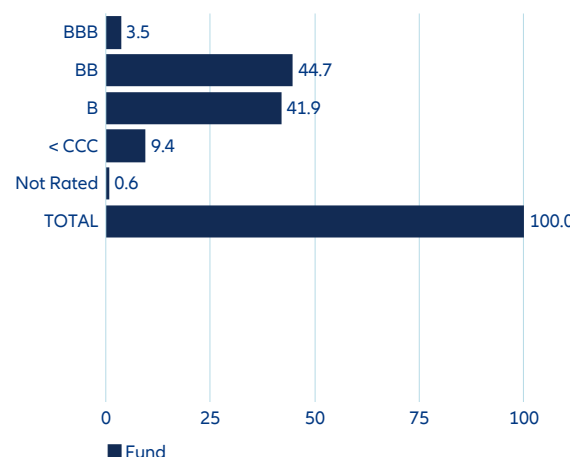
Front-end load (%) <sup>9</sup>	currently 4.00 (max. 5.00)
All-in fee in % p.a. <sup>9</sup>	1.50
TER (%) <sup>10</sup>	1.55

Distribution History (in USD) <sup>13</sup>

	2019	2020	2021	2022	2023	2024
January	0.066	0.060	0.060	0.060	0.060	0.055
February	0.066	0.060	0.060	0.060	0.060	0.055
March	0.066	0.060	0.060	0.060	0.060	0.055
April	0.060	0.060	0.060	0.060	0.055	0.055
May	0.060	0.060	0.060	0.060	0.055	0.055
June	0.060	0.060	0.060	0.060	0.055	0.055
July	0.060	0.060	0.060	0.060	0.055	0.055
August	0.060	0.060	0.060	0.060	0.055	0.055
September	0.060	0.060	0.060	0.060	0.055	0.055
October	0.060	0.060	0.060	0.060	0.055	–
November	0.060	0.060	0.060	0.060	0.055	–
December	0.060	0.060	0.060	0.060	0.055	–

Top 10 Holdings (%) <sup>7</sup>

MICROSOFT CORP	2.38
APPLE INC	2.22
NVIDIA CORP	2.01
AMAZON.COM INC	1.20
META PLATFORMS INC-CLASS A	1.14
WELLS FARGO & COMPANY L FIX 7.500% 17.04.2198	1.08
TENET HEALTHCARE CORP FIX 6.125% 01.10.2028	0.91
PG&E CORP CONV FIX 4.250% 01.12.2027	0.81
WELLTOWER OP LLC CONV FIX 3.125% 15.07.2029	0.81
GLOBAL PAYMENTS INC CONV FIX 1.500% 01.03.2031	0.79
<b>Total</b>	<b>13.35</b>

Rating Breakdown - High Yield (%) <sup>8</sup>

## Key Figures

Current Yield (%)	4.06
Yield to worst (%) <sup>11</sup>	4.48
Yield to Maturity - High Yield (%) <sup>12</sup>	7.02
Effective Duration - High Yield	3.10
Average Rating - High Yield	B+

## Opportunities

- + Attractive potential returns of equities, high-yield bonds and convertible bonds
- + Investments specifically in the U.S. capital market
- + Currency gains possible in unhedged share classes
- + Broad diversification across numerous securities
- + Potential additional returns from security analysis and active management

## Risks

- Equities, high-yield bonds and convertible bonds may be subject to volatility and loss risks. The volatility of the fund unit price may be strongly increased.
- Underperformance of the U.S. capital market possible
- Currency losses possible in unhedged share classes
- Limited participation in the potential of individual securities
- Success of single security analysis and active management not guaranteed

## FOR FUND DISTRIBUTORS AND PROFESSIONAL INVESTORS ONLY

- 1) Calculated at the net asset value, excl. front-end load, distributions reinvested. Calculation according to method as defined by BVI, the German Fund Companies Association. **Any front-end loads reduce the capital employed and the performance.** All performance data since 18/11/2011 of Allianz Income and Growth - AM - USD prior to the launch date, 16/10/2012 refer to another share class of the same investment fund. This does not imply that Allianz Income and Growth - AM - USD will experience a similar performance in the future. All share classes/investment funds mentioned above are based on the same investment objectives and strategies as well as risk profiles and fee structures. Past performance does not predict future returns
- 2) If the currency in which the past performance is displayed differs from the currency of the country in which the investor resides, then the investor should be aware that due to the exchange rate fluctuations the performance shown may be higher or lower if converted into the investor's local currency.
- 3) Annualized Dividend Yield =  $[(1 + \text{Dividend Per Share} / \text{Ex-Dividend Date NAV})^{12} - 1] \times 100$ . The annualized dividend yield is calculated based on the latest dividend distribution with dividend reinvested, and may be higher or lower than the actual annual dividend yield. Positive distribution yield does not imply positive return. Dividend is not guaranteed.
- 4) The Sharpe ratio states the relationship between the return generated by the fund and the investment risk. The fund's excess return versus the risk-free market rate is compared to volatility. Negative values are not meaningful.
- 5) Volatility measures the fluctuation range of the fund's performance over a specified period of time.
- 6) This is for guidance only and not indicative of future allocation.
- 7) Securities mentioned in this document are for illustrative purposes only and do not constitute a recommendation or solicitation to buy or sell any particular security. These securities will not necessarily be comprised in the portfolio by the time this document is disclosed or at any other subsequent date.
- 8) Bond ratings stated above are assigned by S&P and are not indication of an issuer's credit worthiness. Ratings range from AAA (highest) to CCC (lowest). The credit quality of the investments in the portfolio does not apply to the stability or safety of the portfolio itself.
- 9) If the acquisition of Fund units is subject to a sales charge, up to 100% of such sales charge may be collected by the distributor; the exact amount shall be mentioned by the distributor as part of the investment advisory process. This also applies to any payment by the Management Company of an ongoing distribution fee from the all-in fee to the distributor. The all-in fee includes the expenses previously called management, administration and distribution fees.
- 10) TER generally: Total cost (except transaction costs) charged to the fund during the last financial year. TER for funds-of-funds: The costs incurred by the fund itself (except transaction costs). Since the fund held other investment units ("target funds") in the reporting period, further costs, charges and fees may have been incurred at the level of the target fund.
- 11) Yield-To-Worst represents the lowest potential yield that an investor could theoretically receive on the bond up to maturity if bought at the current price (excluding the default case of the issuer). The yield to worst is determined by making worst-case scenario assumptions, calculating the returns that would be received if worst-case scenario provisions, including prepayment, call or sinking fund, are used by the issuer (excluding the default case). It is assumed that the bonds are held until maturity and interest income is reinvested on the same conditions. The yield to worst is a portfolio characteristic; in particular, it does not reflect the actual fund income. The expenses charged to the fund are not taken into account. As a result, the yield to worst does not predict future returns of a bond fund.
- 12) The yield to maturity of a bond indicates what capital growth p.a. is theoretically possible up to maturity, if bought at the current price. In addition to coupon income, any price gains/losses up to repayment of the bond are taken into account. The yield to maturity of a fund is the weighted average of the yield to maturity of all the bonds that are held. It is assumed that the bonds are held until maturity and interest income is reinvested on the same conditions. The yield to maturity is a portfolio characteristic; in particular, it does not reflect the actual fund income. The expenses charged to the fund are not taken into account. As a result, the yield to maturity is not suitable as an indicator of the future performance of a bond fund.
- 13) Dividend payments are applicable for Class AM Dis (monthly distribution) and for reference only. Yields are not guaranteed, dividend may be paid out from capital. Positive distribution yield does not imply positive return.

## Important information

The sub-fund is not for sale to or for the benefit of any U.S. person.

Data as per 09/30/2024

Source: Allianz Global Investors

FOR FUND DISTRIBUTORS AND PROFESSIONAL INVESTORS ONLY

[www.allianzgi.com](http://www.allianzgi.com)  
AllianzGIClientReporting@allianzgi.com

Investing involves risk. The value of an investment and the income from it may fall as well as rise and investors might not get back the full amount invested. The volatility of fund unit/share prices may be increased or even strongly increased. Past performance does not predict future returns. If the currency in which the past performance is displayed differs from the currency of the country in which the investor resides, then the investor should be aware that due to the exchange rate fluctuations the performance shown may be higher or lower if converted into the investor's local currency. This is for information only and not to be construed as a solicitation or an invitation to make an offer, to conclude a contract, or to buy or sell any securities. The products or securities described herein may not be available for sale in all jurisdictions or to certain categories of investors. This is for distribution only as permitted by applicable law and in particular not available to residents and/or nationals of the USA. The investment opportunities described herein do not take into account the specific investment objectives, financial situation, knowledge, experience or specific needs of any particular person and are not guaranteed. The Management Company may decide to terminate the arrangements made for the marketing of its collective investment undertakings in accordance with applicable de-notification regulation. The views and opinions expressed herein, which are subject to change without notice, are those of the issuer companies at the time of publication. The data used is derived from various sources, and assumed to be correct and reliable at the time of publication. The conditions of any underlying offer or contract that may have been, or will be, made or concluded, shall prevail. For a free copy of the sales prospectus, incorporation documents, daily fund prices, Key Information Document, latest annual and semi-annual financial reports, contact the issuer at the address indicated below or [regulatory.allianzgi.com](http://regulatory.allianzgi.com). Please read these documents, which are solely binding, carefully before investing. This is a marketing communication issued by Allianz Global Investors GmbH, [www.allianzgi.com](http://www.allianzgi.com), an investment company with limited liability, incorporated in Germany, with its registered office at Bockenheimer Landstrasse 42-44, 60323 Frankfurt/M, registered with the local court Frankfurt/M under HRB 9340, authorised by Bundesanstalt für Finanzdienstleistungsaufsicht ([www.bafin.de](http://www.bafin.de)). Allianz Global Investors GmbH has established branches in France, Italy, Spain, Luxembourg, Sweden, Belgium and the Netherlands. Contact details and information on the local regulation are available here ([www.allianzgi.com/Info](http://www.allianzgi.com/Info)). The Summary of Investor Rights is available in English, French, German, Italian and Spanish at <https://regulatory.allianzgi.com/en/investors-rights>. The duplication, publication, or transmission of the contents, irrespective of the form, is not permitted; except for the case of explicit permission by Allianz Global Investors GmbH.

Shares of the Funds are only available for certain non-U.S. persons in select transactions outside the United States, or, in limited circumstances, otherwise in transactions which are exempt in reliance on Regulation S from the registration requirements of the United States Securities Act of 1933, as amended and such other laws as may be applicable. This document does not constitute an offer to subscribe for shares in the Fund. This document should not be provided to retail investors in the United States or to the public in any jurisdiction where it would be unlawful to offer, to solicit an offer, or to sell such shares. This document is directed at professional/sophisticated investors and is for their use and information. The offering or sale of Fund shares may be restricted in certain jurisdictions. For information regarding jurisdictions in which the Funds are registered or passported, please contact your Voya sales representative. Fund shares may be sold on a private placement basis depending on the jurisdiction. This document should not be used or distributed in any jurisdiction, other than those in which the Funds are authorized, where authorization for distribution is required. Voya is authorized by the Fund to facilitate the distribution of shares in certain jurisdictions through dealers, referral agents, sub-distributors, and other financial intermediaries. Any entity forwarding this material to other parties takes full responsibility for ensuring compliance with applicable securities laws in connection with its distribution.

Voya Investment Distributor, LLC (VID) serves as the exclusive distributor of Allianz Global Investors GmbH (AllianzGI) managed Allianz Global Investors funds sold through intermediaries based in the U.S. and Canada to clients residing outside of the U.S. or Canada. VID is a broker-dealer registered with the U.S. Securities and Exchange Commission (SEC) and member of the Financial Industry Regulatory Authority (FINRA). Voya Investment Management and VID are not affiliates of AllianzGI.