

Allianz Oriental Income - IT - USD

Fund for equities and bonds from the Asian-Pacific region

Investment Objective

The fund invests at least 50% of its assets in stocks, of which at least 80% must be stocks of companies in the Asia-Pacific region. In addition, the fund may invest the remainder of its assets in bond markets. Its aim is to attain capital growth over the long term.



Fund Manager
Stuart Winchester

Performance

Over 10 Years ¹



Performance History (%) ¹

	YTD	1M	3M	1Y	3Y p.a.	5Y p.a.	10Y p.a.	S. Inc. p.a.	2014	2015	2016	2017	2018	2019	2020	2021	2022	2023
Fund	11.23	1.63	3.51	21.87	1.31	13.89	10.00	7.60	-5.27	0.09	3.06	35.24	-18.80	40.63	49.01	10.17	-21.80	13.95
Benchmark	17.50	5.09	9.02	26.85	2.09	6.95	5.83	4.27	0.00	-1.96	4.89	31.67	-13.52	19.36	19.71	-1.46	-17.22	11.45

Past performance does not predict future returns.

Key Information

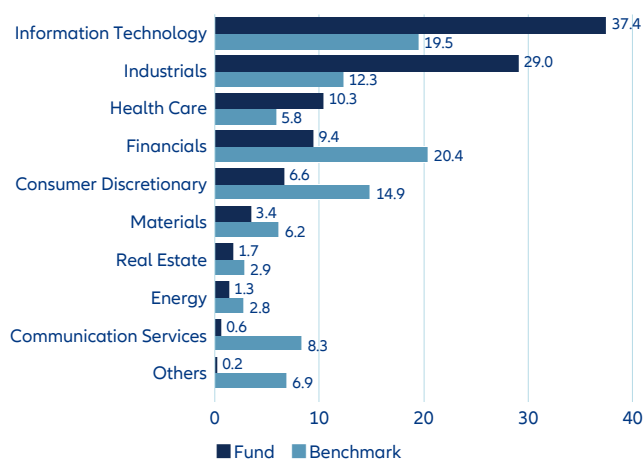
ISIN	LU0348786764
Bloomberg Ticker / Reuters Ticker	ALZORIA LX / ALLIANZGI01
Benchmark	MSCI AC Asia Pacific Total Return Net (in USD)
EU SFDR Category	Article 6
Management company	Allianz Global Investors GmbH, Luxembourg
Investment manager	Allianz Global Investors Asia Pacific Limited
Custodian bank	State Street Bank International GmbH - Luxembourg branch
Launch date	10/03/2008
Net assets ²	1,191.18 mn. USD
Share class volume	94.57 mn. USD
Financial year end	9/30
Accumulation on 12/31/2017	0.305 USD
Min. investment (prospectus)	4,000,000 USD
Registered for sale in	AT, CH, DE, ES, FR, GB, HK, HR, IE, KR, LU, MO, NL, PL, SG, SK, TW
Number of Holdings	59

Risk/ Return Ratios

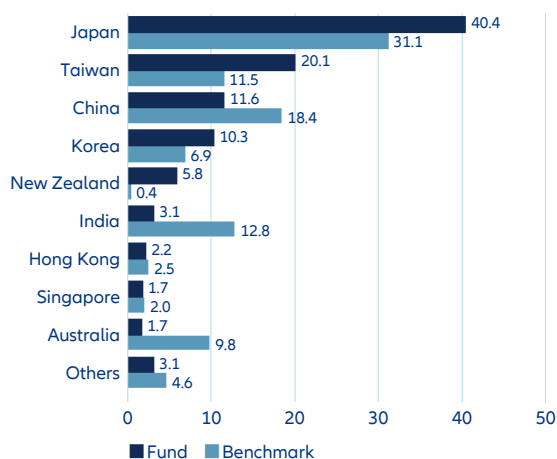
	3 Years	5 Years
Alpha (%)	-0.78	6.94
Beta	1.11	1.18
Coefficient of correlation	0.91	0.90
Information ratio	-0.09	0.71
Sharpe ratio ³	-0.13	0.53
Treynor ratio	-2.39	9.61
Tracking error (%)	8.41	9.77
Standard Deviation (%) ⁴	20.18	21.49
Active share (%) ⁵	88.77	
Dividend yield (%) ⁶	1.77	

Portfolio Structure ⁷

Sector Breakdown (%)



Country/Location Breakdown (%)



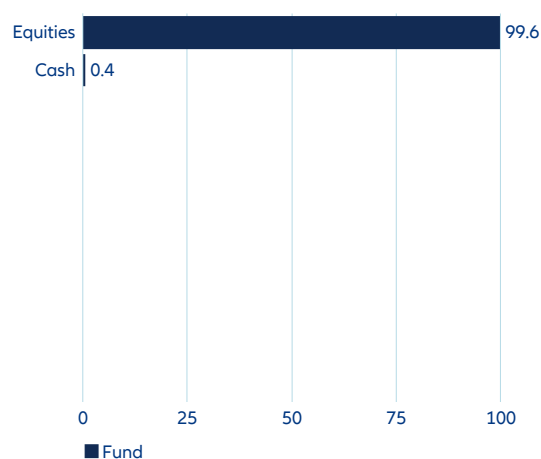
Fee Structure

All-in fee in % p.a. ⁹	0.95
TER (%) ¹⁰	0.96

Top 10 Holdings (%) ⁸

MAINFREIGHT LTD	5.83
MITSUBISHI HEAVY INDUSTRIES	5.37
HITACHI LTD	4.94
UNIMICRON TECHNOLOGY CORP	4.47
HOYA CORP	4.44
ALIBABA GROUP HOLDING LIMITED	3.52
ASPEED TECHNOLOGY INC	3.50
MITSUI & CO LTD	3.49
PING AN INSURANCE GROUP CO-H	3.42
HON HAI PRECISION INDUSTRY	3.08
Total	42.06

Asset Allocation Breakdown (%)



Opportunities

- + High return potential of stocks in the long run
- + Investments specifically in the Asian-Pacific stock markets
- + Particular potential of investments in developing countries
- + Flexible allocation enables better exploitation of opportunities
- + Currency gains against investor currency possible
- + Broad diversification across numerous securities
- + Possible extra returns through single security analysis and active management

Risks

- High volatility of stocks, losses possible. The volatility of fund unit prices may be strongly increased.
- Underperformance of the Asian-Pacific stock markets possible
- Investments in developing countries subject to high risk of volatility and losses
- Flexible allocation does not guarantee loss avoidance
- Currency losses against investor currency possible
- Limited participation in the yield potential of single securities
- Success of single security analysis and active management not guaranteed

FOR FUND DISTRIBUTORS AND PROFESSIONAL INVESTORS ONLY

- 1) Calculated at the net asset value, excl. front-end load, distributions reinvested. Calculation according to method as defined by BVI, the German Fund Companies Association. **Any front-end loads reduce the capital employed and the performance.**
- 2) If the currency in which the past performance is displayed differs from the currency of the country in which the investor resides, then the investor should be aware that due to the exchange rate fluctuations the performance shown may be higher or lower if converted into the investor's local currency.
- 3) The Sharpe ratio states the relationship between the return generated by the fund and the investment risk. The fund's excess return versus the risk-free market rate is compared to volatility. Negative values are not meaningful.
- 4) Volatility measures the fluctuation range of the fund's performance over a specified period of time.
- 5) Measure of the proportion of fund assets that is invested differently from the benchmark.
- 6) The dividend yield corresponds to the expected dividend divided by the current price of the share, expressed as a percentage. (eDiv/share price) where: eDiv = product of the last dividend payment and the number of expected dividend payments per year (e.g. the expected dividend for a share with quarterly dividend payment corresponds to the dividend for the last quarter times four). The dividend yield depends both on the amount of the dividend and the current price of the share. Both these key variables may be subject to constant change. The dividend yield is only a snapshot based on the current amount of the dividend and the current share price; **as a result, it is not suitable as an indicator of the future performance of an equity fund.**
- 7) This is for guidance only and not indicative of future allocation.
- 8) Securities mentioned in this document are for illustrative purposes only and do not constitute a recommendation or solicitation to buy or sell any particular security. These securities will not necessarily be comprised in the portfolio by the time this document is disclosed or at any other subsequent date.
- 9) The all-in fee includes the expenses previously called management, administration and distribution fees. Any payment of a trail fee by the management company to a distribution partner will be effected from the all-in fee.
- 10) TER generally: Total cost (except transaction costs) charged to the fund during the last financial year. TER for funds-of-funds: The costs incurred by the fund itself (except transaction costs). Since the fund held other investment units ("target funds") in the reporting period, further costs, charges and fees may have been incurred at the level of the target fund.

Important information

The sub-fund is not for sale to or for the benefit of any U.S. person.

Data as per 09/30/2024

Source: Allianz Global Investors

FOR FUND DISTRIBUTORS AND PROFESSIONAL INVESTORS ONLY

www.allianzgi.com
AllianzGIClientReporting@allianzgi.com

Investing involves risk. The value of an investment and the income from it may fall as well as rise and investors might not get back the full amount invested. The volatility of fund unit/share prices may be increased or even strongly increased. Past performance does not predict future returns. If the currency in which the past performance is displayed differs from the currency of the country in which the investor resides, then the investor should be aware that due to the exchange rate fluctuations the performance shown may be higher or lower if converted into the investor's local currency. This is for information only and not to be construed as a solicitation or an invitation to make an offer, to conclude a contract, or to buy or sell any securities. The products or securities described herein may not be available for sale in all jurisdictions or to certain categories of investors. This is for distribution only as permitted by applicable law and in particular not available to residents and/or nationals of the USA. The investment opportunities described herein do not take into account the specific investment objectives, financial situation, knowledge, experience or specific needs of any particular person and are not guaranteed. The Management Company may decide to terminate the arrangements made for the marketing of its collective investment undertakings in accordance with applicable de-notification regulation. The views and opinions expressed herein, which are subject to change without notice, are those of the issuer companies at the time of publication. The data used is derived from various sources, and assumed to be correct and reliable at the time of publication. The conditions of any underlying offer or contract that may have been, or will be, made or concluded, shall prevail. For a free copy of the sales prospectus, incorporation documents, daily fund prices, Key Information Document, latest annual and semi-annual financial reports, contact the issuer at the address indicated below or regulatory.allianzgi.com. Please read these documents, which are solely binding, carefully before investing. This is a marketing communication issued by Allianz Global Investors GmbH, www.allianzgi.com, an investment company with limited liability, incorporated in Germany, with its registered office at Bockenheimer Landstrasse 42-44, 60323 Frankfurt/M, registered with the local court Frankfurt/M under HRB 9340, authorised by Bundesanstalt für Finanzdienstleistungsaufsicht (www.bafin.de). Allianz Global Investors GmbH has established branches in France, Italy, Spain, Luxembourg, Sweden, Belgium and the Netherlands. Contact details and information on the local regulation are available here (www.allianzgi.com/Info). The Summary of Investor Rights is available in English, French, German, Italian and Spanish at <https://regulatory.allianzgi.com/en/investors-rights>. The duplication, publication, or transmission of the contents, irrespective of the form, is not permitted; except for the case of explicit permission by Allianz Global Investors GmbH.

Shares of the Funds are only available for certain non-U.S. persons in select transactions outside the United States, or, in limited circumstances, otherwise in transactions which are exempt in reliance on Regulation S from the registration requirements of the United States Securities Act of 1933, as amended and such other laws as may be applicable. This document does not constitute an offer to subscribe for shares in the Fund. This document should not be provided to retail investors in the United States or to the public in any jurisdiction where it would be unlawful to offer, to solicit an offer, or to sell such shares. This document is directed at professional/sophisticated investors and is for their use and information. The offering or sale of Fund shares may be restricted in certain jurisdictions. For information regarding jurisdictions in which the Funds are registered or passported, please contact your Voya sales representative. Fund shares may be sold on a private placement basis depending on the jurisdiction. This document should not be used or distributed in any jurisdiction, other than those in which the Funds are authorized, where authorization for distribution is required. Voya is authorized by the Fund to facilitate the distribution of shares in certain jurisdictions through dealers, referral agents, sub-distributors, and other financial intermediaries. Any entity forwarding this material to other parties takes full responsibility for ensuring compliance with applicable securities laws in connection with its distribution.

Voya Investment Distributor, LLC (VID) serves as the exclusive distributor of Allianz Global Investors GmbH (AllianzGI) managed Allianz Global Investors funds sold through intermediaries based in the U.S. and Canada to clients residing outside of the U.S. or Canada. VID is a broker-dealer registered with the U.S. Securities and Exchange Commission (SEC) and member of the Financial Industry Regulatory Authority (FINRA). Voya Investment Management and VID are not affiliates of AllianzGI.